



























# 25 200m Breaststroke Women Final

























Official











☰ Qualified
☰ Heats
☰ Summary
📄

Total
13 years
14 years
15 years
16 years

Rank	Competitor	Age	Club	RT	PTS	Result
1	Wangford Alyssa	16	Parnell Swi...	0.68		<b>2:39.27</b> Entry: 2:44.70 <span>-5.43</span>
	50m: 36.57	100m: 1:18.20 (41.63)	150m: 1:57.97 (39.77)			200m: 2:39.27 (41.30)
2	Quayle Bridie	16	Wharenui S...	0.82		<b>2:41.28</b> Entry: 2:46.31 <span>-5.03</span>
	50m: 36.29	100m: 1:17.63 (41.34)	150m: 1:59.23 (41.60)			200m: 2:41.28 (42.05)
3	Riley Ariella	16	Hamilton Aq...	0.74		<b>2:43.60</b> Entry: 2:49.97 <span>-6.37</span>
	50m: 36.67	100m: 1:18.39 (41.72)	150m: 2:00.43 (42.04)			200m: 2:43.60 (43.17)
4	Sampson Hannah	15	SwimZone ...	0.70		<b>2:43.79</b> Entry: 2:44.83 <span>-1.04</span>
	50m: 36.67	100m: 1:18.55 (41.88)	150m: 2:01.19 (42.64)			200m: 2:43.79 (42.60)
5	Wang Hope	13	Phoenix Aq...	0.75		<b>2:46.45</b> Entry: 2:52.47 <span>-6.02</span>
	50m: 37.22	100m: 1:19.80 (42.58)	150m: 2:03.09 (43.29)			200m: 2:46.45 (43.36)
6	McGrath Lily	15	Neptune S...	0.58		<b>2:46.91</b> Entry: 2:52.96 <span>-6.05</span>
	50m: 38.56	100m: 1:21.43 (42.87)	150m: 2:05.04 (43.61)			200m: 2:46.91 (41.87)
7	Lovell Nicola	16	Blenheim S...	0.77		<b>2:47.31</b> Entry: 2:48.48 <span>-1.17</span>
	50m: 37.96	100m: 1:20.38 (42.42)	150m: 2:03.45 (43.07)			200m: 2:47.31 (43.86)
8	Vivian Olivia	14	Wharenui S...	0.80		<b>2:47.45</b> Entry: 2:50.61 <span>-3.16</span>
	50m: 37.88	100m: 1:20.31 (42.43)	150m: 2:03.43 (43.12)			200m: 2:47.45 (44.02)
9	Huang Channelle	14	North Shor...	0.79		<b>2:47.60</b> Entry: 2:47.64 <span>-0.04</span>
	50m: 36.37	100m: 1:18.87 (42.50)	150m: 2:02.59 (43.72)			200m: 2:47.60 (45.01)
10	Ryder Tayla	15	Jasi Swim ...	0.68		<b>2:47.69</b> Entry: 2:51.29 <span>-3.60</span>
	50m: 37.55	100m: 1:20.39 (42.84)	150m: 2:04.03 (43.64)			200m: 2:47.69 (43.66)
		15		0.72		<b>2:48.40</b>

11	 McLaren Charlotte	 Trojans Swi...	Entry: 2:52.79 -4.39
	50m: 38.13 200m: 2:48.40 (43.08)	100m: 1:21.86 (43.73) 150m: 2:05.32 (43.46)	
12	 Chan Bianca	15  Roskill Swi... 0.67	2:48.43 Entry: 2:52.06 -3.63
	50m: 36.98 200m: 2:48.43 (44.96)	100m: 1:19.14 (42.16) 150m: 2:03.47 (44.33)	
13	 Reader Jasmin	14  North Shor... 0.54	2:48.50 Entry: 2:50.26 -1.76
	50m: 36.75 200m: 2:48.50 (45.89)	100m: 1:18.74 (41.99) 150m: 2:02.61 (43.87)	
14	 Franklin Paige	16  Central Ha... 0.67	2:48.85 Entry: 2:50.65 -1.80
	50m: 38.32 200m: 2:48.85 (43.32)	100m: 1:21.15 (42.83) 150m: 2:05.53 (44.38)	
15	 Blackmore Isabelle	16  St Paul's S... 0.51	2:50.06 Entry: 2:52.16 -2.10
	50m: 37.81 200m: 2:50.06 (44.38)	100m: 1:21.53 (43.72) 150m: 2:05.68 (44.15)	
16	 Thompson Emily	16  Ice Breaker... 0.72	2:51.14 Entry: 2:53.29 -2.15
	50m: 38.31 200m: 2:51.14 (44.34)	100m: 1:22.45 (44.14) 150m: 2:06.80 (44.35)	
17	 McKague Adriana	14  Pirates Swi... 0.70	2:51.23 Entry: 2:52.96 -1.73
	50m: 38.28 200m: 2:51.23 (44.72)	100m: 1:21.96 (43.68) 150m: 2:06.51 (44.55)	
18	 Guagenti (V) Loumen	13  Dumbea N... 0.59	2:51.51 Entry: 2:53.08 -1.57
	50m: 38.75 200m: 2:51.51 (44.48)	100m: 1:22.90 (44.15) 150m: 2:07.03 (44.13)	
19	 Geursen Clare	14  Tawa Swim... 0.69	2:51.65 Entry: 2:53.21 -1.56
	50m: 37.90 200m: 2:51.65 (45.98)	100m: 1:20.65 (42.75) 150m: 2:05.67 (45.02)	
20	 Vaughan India	14  North Shor... 0.54	2:51.88 Entry: 2:53.90 -2.02
	50m: 35.85 200m: 2:51.88 (47.52)	100m: 1:18.90 (43.05) 150m: 2:04.36 (45.46)	
21	 Yamagami Soyo	13  Club 37 0.62	2:52.40 Entry: 2:57.58 -5.18
	50m: 39.70 200m: 2:52.40 (44.90)	100m: 1:23.12 (43.42) 150m: 2:07.50 (44.38)	
22	 Hills Neave	16  Hamilton Aq... 0.81	2:52.84 Entry: 2:54.33 -1.49
	50m: 38.01 200m: 2:52.84 (46.31)	100m: 1:21.68 (43.67) 150m: 2:06.53 (44.85)	
23	 Lovatt Kiri	16  Club 37 0.83	2:53.22 Entry: 2:54.48 -1.26

	50m: 37.17 200m: 2:53.22 (47.71)	100m: 1:20.48 (43.31)	150m: 2:05.51 (45.03)		
24	 Hearn Ciara	15	 Tawa Swim... 0.74	<b>2:53.43</b> Entry: 3:00.74 <b>-7.31</b>	
	50m: 38.38 200m: 2:53.43 (43.83)	100m: 1:22.99 (44.61)	150m: 2:09.60 (46.61)		
25	 Ai Michelle	13	 North Shore... 0.65	<b>2:53.87</b> Entry: 2:57.06 <b>-3.19</b>	
	50m: 38.50 200m: 2:53.87 (46.04)	100m: 1:22.73 (44.23)	150m: 2:07.83 (45.10)		
26	 Jury Mackenzie	14	 Liz van Wel... 0.72	<b>2:54.48</b> Entry: 2:55.45 <b>-0.97</b>	
	50m: 39.66 200m: 2:54.48 (45.26)	100m: 1:23.77 (44.11)	150m: 2:09.22 (45.45)		
27	 Lu Eve	14	 Parnell Swi... 0.82	<b>2:54.86</b> Entry: 2:56.74 <b>-1.88</b>	
	50m: 38.89 200m: 2:54.86 (46.02)	100m: 1:23.09 (44.20)	150m: 2:08.84 (45.75)		
28	 Karpik Georgia	13	 United Swi... 0.75	<b>2:55.64</b> Entry: 2:56.31 <b>-0.67</b>	
	50m: 40.14 200m: 2:55.64 (45.96)	100m: 1:24.19 (44.05)	150m: 2:09.68 (45.49)		
29	 Li Cynthia	15	 Phoenix Aq... 0.67	<b>2:56.79</b> Entry: 2:55.63 <b>+1.16</b>	
	50m: 37.82 200m: 2:56.79 (47.98)	100m: 1:22.22 (44.40)	150m: 2:08.81 (46.59)		
30	 Marquet (V) Tehani	13	 Dumbea N... 0.67	<b>2:58.47</b> Entry: 2:58.30 <b>+0.17</b>	
	50m: 39.36 200m: 2:58.47 (47.74)	100m: 1:24.89 (45.53)	150m: 2:10.73 (45.84)		
31	 Shields Annabelle	14	 Pukekohe ... 0.66	<b>2:58.51</b> Entry: 2:56.91 <b>+1.60</b>	
	50m: 39.00 200m: 2:58.51 (46.34)	100m: 1:24.29 (45.29)	150m: 2:12.17 (47.88)		
32	 McBride Olivia	16	 Kiwi ASC 0.58	<b>2:58.74</b> Entry: 3:00.84 <b>-2.10</b>	
	50m: 38.94 200m: 2:58.74 (49.09)	100m: 1:22.35 (43.41)	150m: 2:09.65 (47.30)		
33	 Tse Hannah	15	 Parnell Swi... 0.74	<b>2:59.71</b> Entry: 2:58.63 <b>+1.08</b>	
	50m: 40.69 200m: 2:59.71 (47.04)	100m: 1:26.73 (46.04)	150m: 2:12.67 (45.94)		
34	 Tilley Samantha	14	 St Paul's S... 0.74	<b>3:01.18</b> Entry: 2:56.82 <b>+4.36</b>	
	50m: 40.63 200m: 3:01.18 (48.51)	100m: 1:25.36 (44.73)	150m: 2:12.67 (47.31)		
35	 Icton Emma	15	 Aquabladz ... 0.72	<b>3:01.30</b> Entry: 2:58.25 <b>+3.05</b>	
	50m: 38.63 200m: 3:01.30 (49.04)	100m: 1:24.44 (45.81)	150m: 2:12.26 (47.82)		

36	 Wright Mackenzie	13	 Raumati S...	0.76	<b>3:01.41</b> Entry: 3:01.28 <b>+0.13</b>
	50m: 41.45 200m: 3:01.41 (45.12)	100m: 1:28.70 (47.25)	150m: 2:16.29 (47.59)		
37	 Child Imogen	13	 North Shore...	0.65	<b>3:02.05</b> Entry: 2:59.50 <b>+2.55</b>
	50m: 40.98 200m: 3:02.05 (47.43)	100m: 1:27.13 (46.15)	150m: 2:14.62 (47.49)		
38	 Makarova-Paton Eva	15	 North Shore...	0.76	<b>3:03.74</b> Entry: 2:58.15 <b>+5.59</b>
	50m: 39.46 200m: 3:03.74 (50.48)	100m: 1:24.36 (44.90)	150m: 2:13.26 (48.90)		
39	 Carter Phoebe	13	 Ice Breaker...	0.57	<b>3:05.24</b> Entry: 3:04.87 <b>+0.37</b>
	50m: 43.24 200m: 3:05.24 (46.93)	100m: 1:30.55 (47.31)	150m: 2:18.31 (47.76)		
40	 Lam Ashley	13	 Howick Pak...	0.75	<b>3:05.26</b> Entry: 3:04.33 <b>+0.93</b>
	50m: 40.86 200m: 3:05.26 (47.92)	100m: 1:28.80 (47.94)	150m: 2:17.34 (48.54)		